

Scaled data based on original data using
LM-79-08 Approved Method: Electrical and Photometric Measurements of Solid-
State Lighting Products

Test Report Prepared for
Cooper Lighting Solutions
(formerly Eaton)

Brand: McGRAW-EDISON

Report Number: P385549

Luminaire Tested: **GWC-SA1A-760-U-SL4**

Issue Date: 3/3/2020

Test Information

Test Method: LM-79-08
Report Number: P385549
TEST IS SCALED FROM IESNA LM-79-08 TEST DATA (G2-1903-205-24)
Test Lab: INNOVATION CENTER
Issue Date: 3/3/2020
Manufacturer: COOPER LIGHTING SOLUTIONS (FORMERLY EATON)
Product Line: MCGRAW-EDISON
Catalog Number: GWC-SA1A-760-U-SL4
Description: GALLEON WALL LUMINAIRE
(1) 70 CRI, 5700K, 615mA LIGHTSQUARE WITH 16 LEDS AND TYPE IV SPILL LIGHT
ELIMINATOR OPTICS
Light Source: -
Ballast/Driver: ELECTRONIC DRIVER

Summary

Lumens per Lamp: N/A
Luminaire Lumens: 4729 lumens
Efficiency: N/A
Efficacy: 139.1 lumens/watt
Luminous Opening: Rectangular (W 0.5' x L: 0.5' x H: 0')
IES Classification: Type IV - Short
BUG Rating: B1 - U0 - G2

Input Watts (W): 34
Input Voltage (V): NR
Input Current (A_{in}): NR
Voltage Rise (V): NR
Power Factor: NR
Total Harmonic Distortion (THDi): NR
Frequency (hertz): 60
Stabilization Time: NR
Operation Time: NR
Ambient Temperature (°C): NR
Test Distance: 24 FT

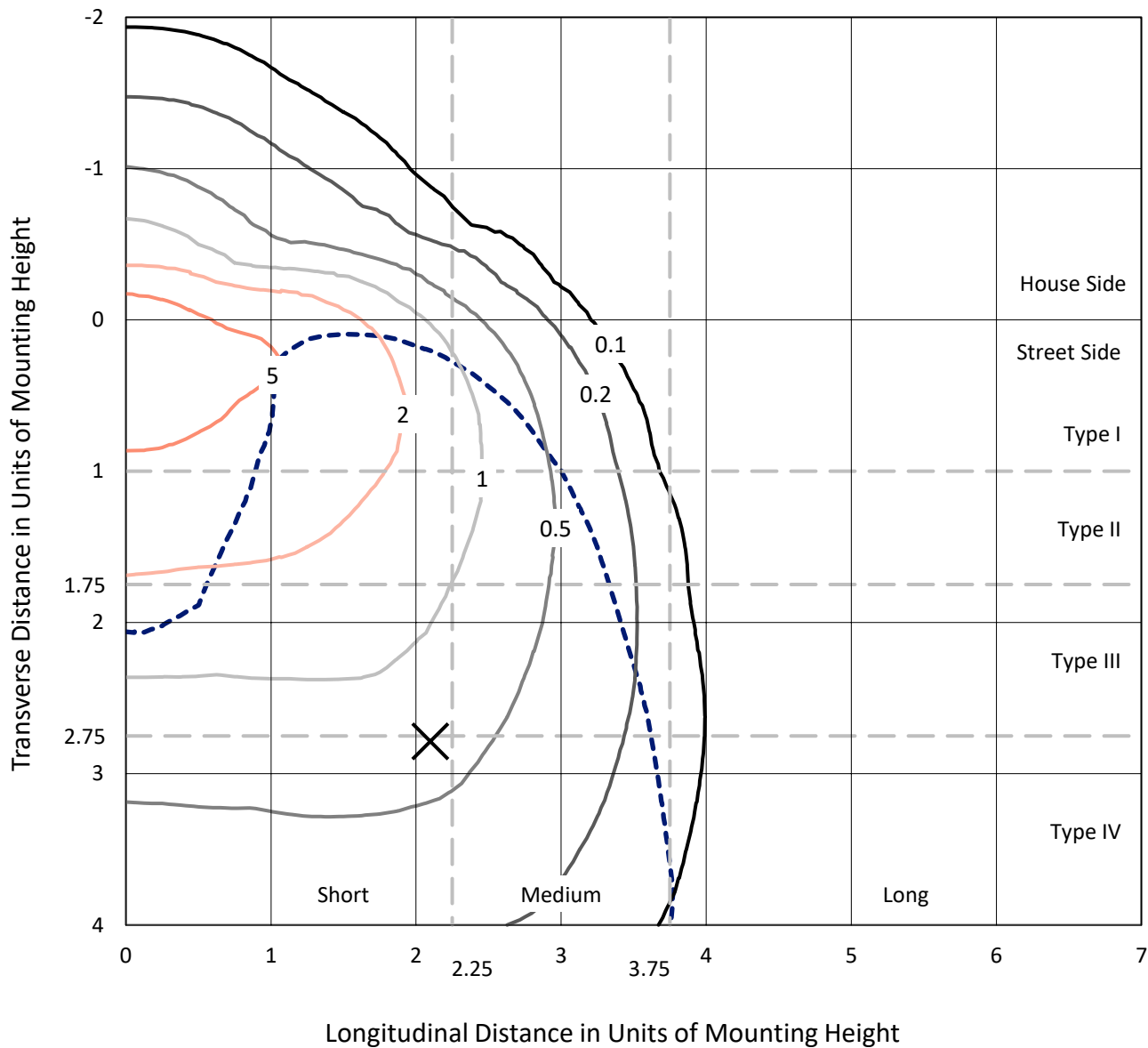


REPORT NUMBER: P385549

CATALOG NUMBER: GWC-SA1A-760-U-SL4

Iso-Footcandle Lines of Horizontal Illumination

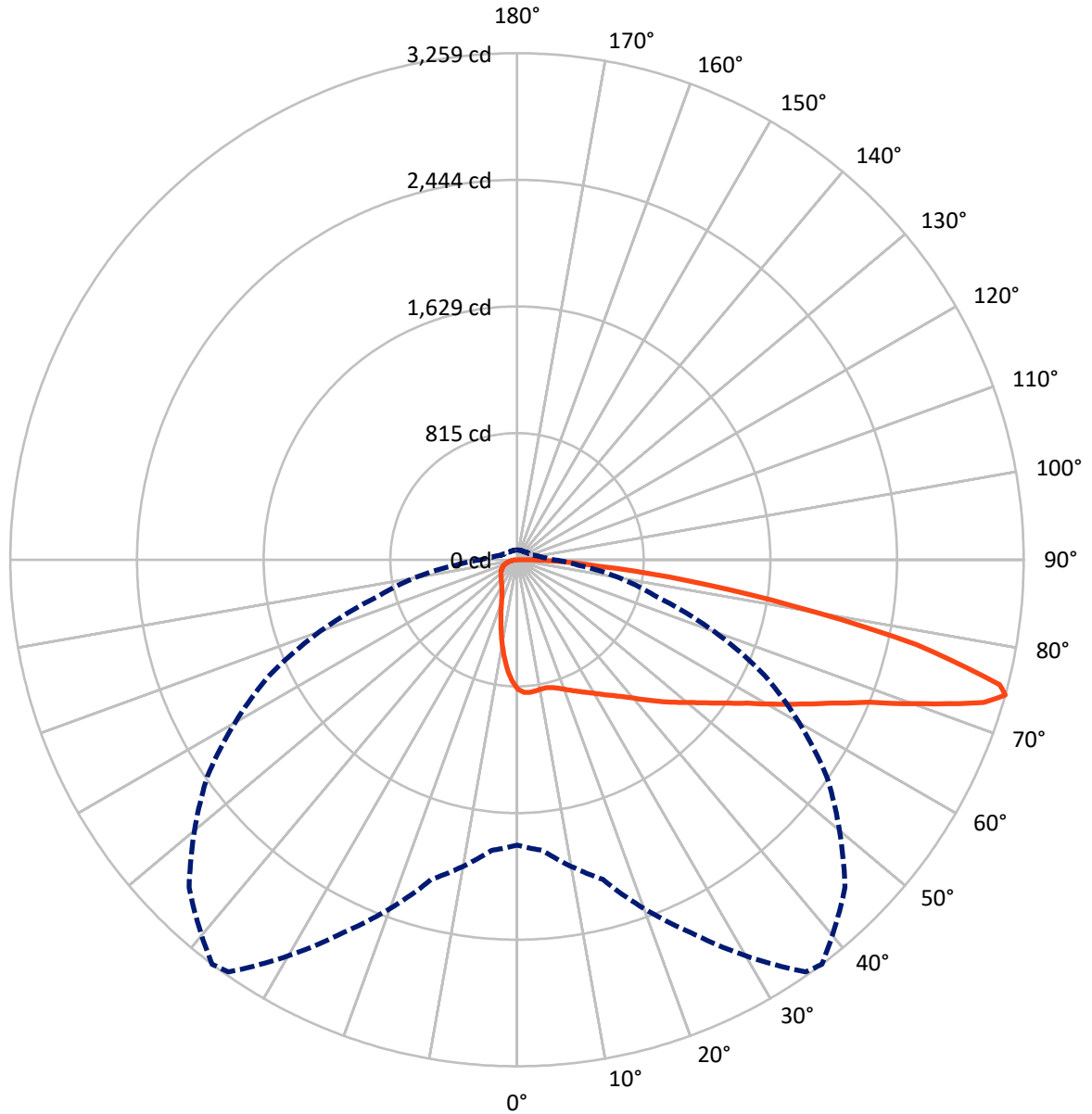
✕ Max cd
 - - - 1/2 Max cd



Based on 10 foot mounting height. Maximum calculated value = 8.5 fc
 Type IV - Short - N/A

REPORT NUMBER: P385549
CATALOG NUMBER: GWC-SA1A-760-U-SL4

Luminous Intensity Polar Plot



— Vertical Plane Through 37-Deg Lateral - - - Horizontal Cone Through 74-Deg Vertical

REPORT NUMBER: P385549

CATALOG NUMBER: GWC-SA1A-760-U-SL4

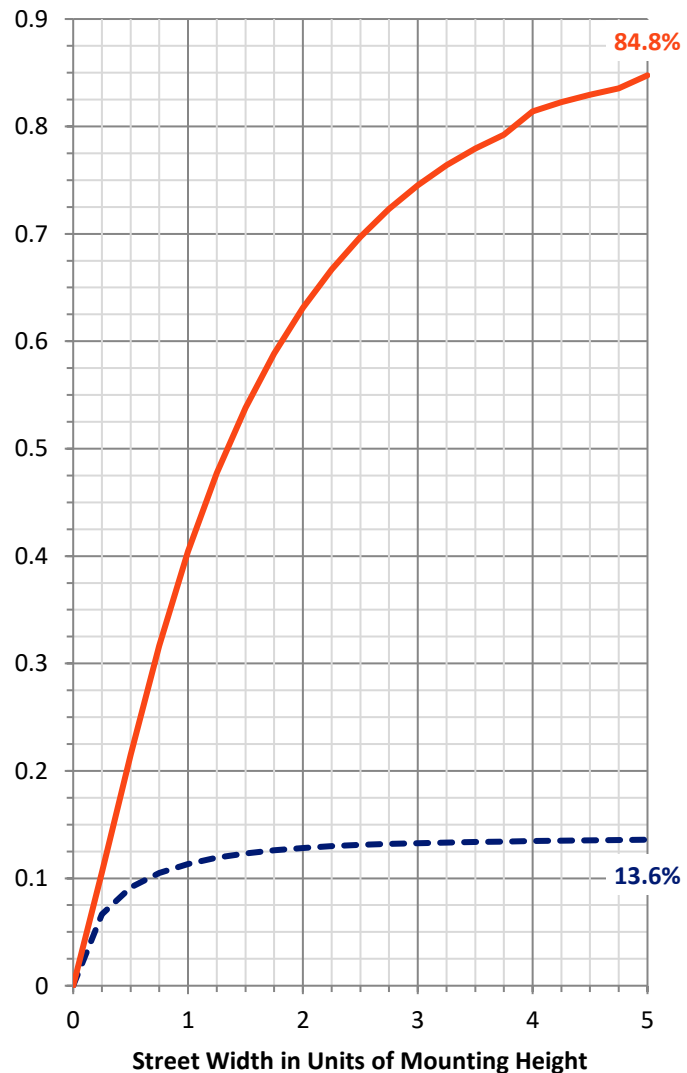
FLUX DISTRIBUTION:

		Downward	Upward	Total
House Side	Lumens	650.7	0.0	650.7
	% Fixture	13.8	0.0	13.8
Street Side	Lumens	4078.3	0.0	4078.3
	% Fixture	86.2	0.0	86.2
Total	Lumens	4729.0	0.0	4729.0
	% Fixture	100.0	0.0	100.0

ZONAL LUMENS:

Zone	Lumens	% Fixture
0°-10°	73.4	1.6
10°-20°	188.1	4.0
20°-30°	289.8	6.1
30°-40°	421.4	8.9
40°-50°	620.2	13.1
50°-60°	871.0	18.4
60°-70°	1102.4	23.3
70°-80°	970.7	20.5
80°-90°	191.9	4.1
90°-100°	0.0	0.0
100°-110°	0.0	0.0
110°-120°	0.0	0.0
120°-130°	0.0	0.0
130°-140°	0.0	0.0
140°-150°	0.0	0.0
150°-160°	0.0	0.0
160°-170°	0.0	0.0
170°-180°	0.0	0.0
0°-90°	4729.0	100.0
0°-180°	4729.0	100.0

Coefficient of Utilization



REPORT NUMBER: P385549

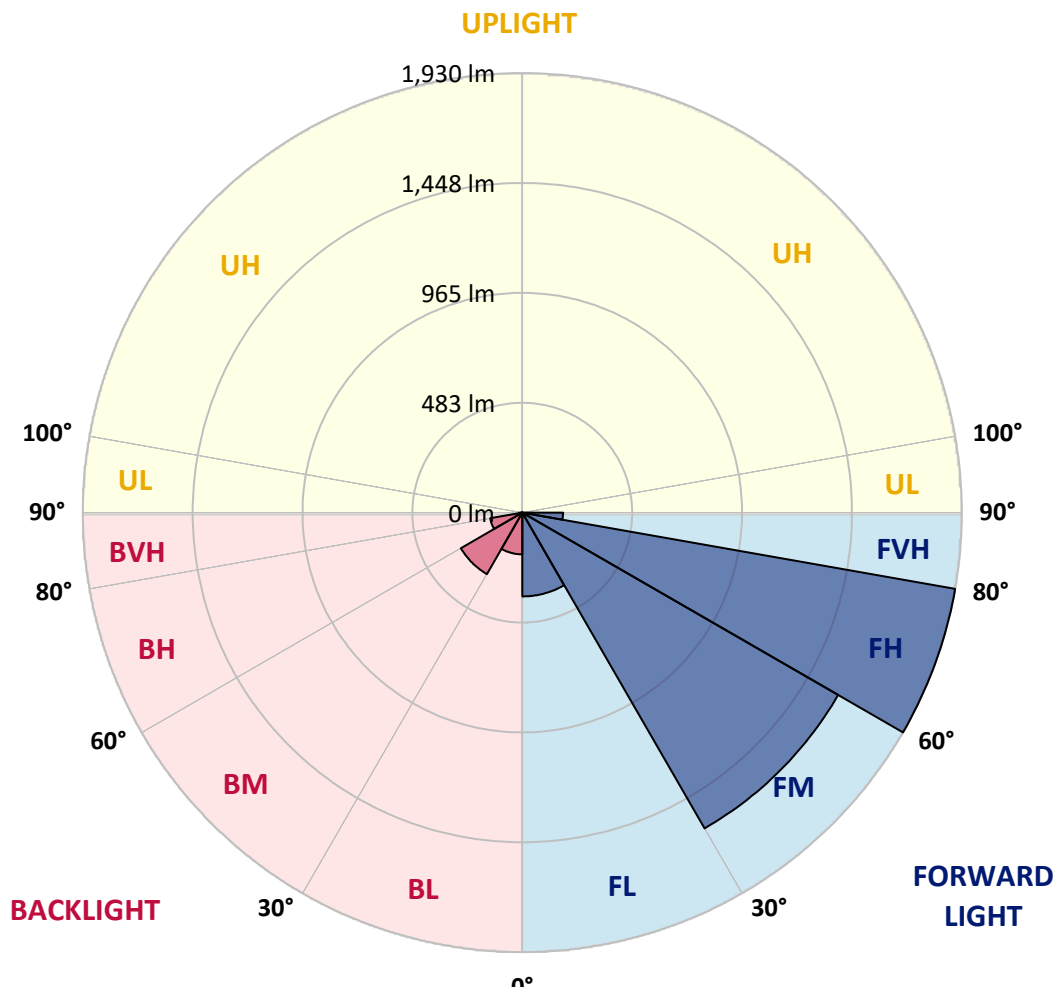
CATALOG NUMBER: GWC-SA1A-760-U-SL4

LUMINAIRE CLASSIFICATION SYSTEM LUMEN TABLE AND BUG RATING:

Zone	Lumens	% Fixture	Zone Rating/Lumen Limit		
			B	U	G
FL (0°-30°)	368.0	7.8			
FM (30°-60°)	1601.3	33.9			
FH (60°-80°)	1930.1	40.8			G2/5000
FVH (80°-90°)	178.9	3.8			G2/225
BL (0°-30°)	183.3	3.9	B1/500		
BM (30°-60°)	311.4	6.6	B1/1000		
BH (60°-80°)	143.0	3.0	B1/500		G1/500
BVH (80°-90°)	13.0	0.3			G1/100
UL (90°-100°)	0.0	0.0		U0/0	
UH (100°-180°)	0.0	0.0		U0/0	

BUG Rating: B1-U0-G2

Type IV Short





REPORT NUMBER: P385549

CATALOG NUMBER: GWC-SA1A-760-U-SL4

CANDELA DISTRIBUTION (FULL):

	0°	5°	15°	25°	35°	37°	45°	55°	65°	75°	85°
0°	833.2	833.2	833.2	833.2	833.2	833.2	833.2	833.2	833.2	833.2	833.2
2.5°	861.7	861.9	861.7	860.4	857.2	854.6	852.4	849.2	842.2	836.9	828.9
5°	869.9	868.9	868.2	865.7	860.7	857.7	853.6	847.6	836.1	825.4	812.4
7.5°	866.0	864.9	863.4	860.4	854.7	852.2	846.4	838.6	824.7	810.7	792.1
10°	854.2	853.9	853.2	852.6	847.7	845.7	840.4	832.1	818.4	801.4	779.6
12.5°	841.1	841.9	844.6	848.1	845.9	844.9	841.6	835.9	821.9	803.6	777.3
15°	832.7	835.1	842.2	851.4	853.2	852.9	852.1	848.4	833.6	813.2	782.6
17.5°	829.9	833.7	847.4	862.5	867.9	869.0	869.4	863.0	846.6	825.1	788.1
20°	835.1	839.9	859.9	880.7	889.2	889.9	888.4	877.4	858.9	835.2	791.1
22.5°	850.7	855.1	880.0	903.5	913.2	914.2	909.7	893.0	871.9	847.2	795.3
25°	880.9	886.2	911.2	934.7	939.7	939.8	933.3	912.7	888.9	864.0	804.2
27.5°	920.2	925.5	948.0	971.0	968.3	966.8	958.0	937.3	911.0	887.2	820.2
30°	964.0	969.8	991.1	1007.5	1001.1	998.1	991.0	964.3	941.8	918.9	844.7
32.5°	1009.3	1014.6	1033.3	1044.5	1036.5	1035.1	1024.3	1000.0	982.0	967.2	884.4
35°	1055.8	1059.6	1077.9	1084.3	1073.6	1073.3	1070.3	1048.0	1036.6	1043.6	942.0
37.5°	1103.3	1104.3	1119.9	1120.2	1117.1	1118.4	1121.6	1107.6	1110.8	1132.6	1017.0
40°	1145.6	1148.2	1159.6	1163.1	1168.6	1173.2	1189.0	1179.9	1204.4	1243.0	1110.3
42.5°	1176.9	1182.0	1200.2	1209.2	1227.0	1234.4	1256.7	1265.2	1314.5	1372.4	1221.2
45°	1203.4	1211.4	1240.5	1259.0	1289.2	1302.0	1334.0	1362.5	1438.9	1512.9	1338.0
47.5°	1232.0	1242.2	1278.7	1314.0	1355.0	1369.5	1427.6	1470.2	1571.7	1654.1	1448.1
50°	1274.2	1282.0	1317.6	1373.1	1424.3	1442.9	1523.4	1584.5	1706.6	1788.7	1543.5
52.5°	1333.0	1330.0	1360.1	1437.9	1506.5	1529.5	1625.7	1706.1	1843.4	1910.5	1624.2
55°	1392.1	1387.1	1408.3	1505.7	1602.5	1626.7	1738.3	1828.2	1973.5	2020.1	1686.0
57.5°	1457.9	1448.4	1466.2	1582.2	1711.8	1740.6	1864.4	1958.0	2101.4	2108.7	1725.3
60°	1525.7	1512.9	1532.9	1677.0	1850.5	1884.5	2011.9	2084.6	2222.0	2179.7	1737.9
62.5°	1585.0	1576.0	1606.8	1782.7	2007.0	2044.3	2156.9	2219.2	2340.9	2209.2	1692.3
65°	1636.8	1638.3	1691.6	1901.7	2181.4	2221.2	2323.1	2385.1	2434.6	2191.7	1585.5
67.5°	1698.6	1707.1	1798.1	2058.3	2400.9	2444.6	2565.0	2566.0	2486.9	2089.1	1375.3
70°	1788.7	1806.2	1944.5	2275.5	2713.1	2773.1	2866.0	2672.3	2413.4	1810.9	1082.1
72.5°	1868.7	1901.3	2100.2	2524.0	3093.6	3139.0	3042.1	2611.0	2106.4	1357.1	674.1
74°	1836.2	1876.7	2128.6	2646.5	3236.8	3258.6	2982.6	2432.1	1756.2	939.8	391.8
75°	1766.2	1810.2	2087.2	2645.3	3218.7	3206.5	2839.0	2227.7	1446.4	641.0	260.7
77.5°	1425.4	1471.9	1758.7	2267.1	2639.1	2627.6	2180.9	1494.4	633.5	210.2	132.4
80°	828.7	864.2	1091.8	1439.7	1779.6	1800.4	1434.3	739.4	249.2	118.1	89.8
82.5°	368.1	392.6	527.4	734.9	1073.9	1100.8	751.1	387.5	153.9	71.8	54.0
85°	241.5	259.7	320.2	350.0	511.4	529.7	367.6	301.7	101.6	39.5	39.6
87.5°	173.7	191.2	237.9	207.7	234.7	222.2	200.1	279.2	40.8	22.5	13.3
90°	0.0	0.0	0.0	0.0	0.0	0.0	0.0	0.0	0.0	0.0	0.0



REPORT NUMBER: P385549
 CATALOG NUMBER: GWC-SA1A-760-U-SL4

CANDELA DISTRIBUTION (continued):

	90°	95°	105°	115°	125°	135°	145°	155°	165°	175°	180°
0°	833.2	833.2	833.2	833.2	833.2	833.2	833.2	833.2	833.2	833.2	833.2
2.5°	825.4	822.7	816.7	805.4	799.1	793.8	784.9	779.8	777.4	777.3	778.3
5°	804.9	798.7	783.3	764.3	749.1	735.3	718.1	707.8	700.5	696.1	697.3
7.5°	781.1	771.4	747.1	716.8	692.5	665.7	639.2	623.3	611.0	601.9	603.5
10°	764.8	751.4	716.0	672.3	631.8	592.9	556.4	534.6	517.2	503.9	504.9
12.5°	759.3	741.3	692.1	633.8	577.0	523.7	476.1	442.6	424.8	409.6	410.8
15°	760.1	735.9	672.1	599.2	527.7	460.6	402.8	363.6	339.5	329.0	329.2
17.5°	760.8	729.8	651.2	562.0	478.9	401.6	338.8	299.2	276.4	266.7	266.9
20°	758.6	719.8	625.2	519.4	427.9	347.5	286.7	253.0	235.7	228.2	228.2
22.5°	755.8	708.0	595.9	476.6	377.6	300.5	249.4	223.7	213.7	208.7	208.6
25°	757.1	699.1	565.9	432.6	331.3	263.0	224.5	207.6	200.9	197.7	197.6
27.5°	764.3	695.0	538.2	388.8	290.8	234.9	207.9	195.9	191.6	189.6	189.6
30°	777.3	695.0	509.4	351.5	257.2	214.1	195.1	186.9	183.9	182.6	182.6
32.5°	799.9	698.8	481.6	314.5	230.4	197.7	184.4	178.9	176.6	175.9	175.9
35°	838.9	711.8	454.4	279.5	208.7	184.4	174.2	171.1	169.4	169.2	169.7
37.5°	893.7	738.3	428.9	253.7	193.4	173.6	165.7	163.2	162.2	163.1	163.7
40°	962.7	774.3	405.8	230.4	181.7	164.9	157.9	156.3	155.8	156.9	157.9
42.5°	1046.0	822.9	386.8	213.6	172.7	157.6	151.3	149.3	148.8	150.1	151.4
45°	1136.1	875.2	373.5	201.1	165.7	152.1	145.4	143.3	142.3	142.9	144.4
47.5°	1218.0	924.7	368.1	192.2	159.1	147.4	140.3	137.6	135.9	135.6	136.8
50°	1287.2	961.5	370.6	186.9	153.8	142.3	135.3	132.3	129.8	128.3	129.1
52.5°	1337.5	984.7	373.0	184.6	149.6	136.6	129.8	126.9	123.6	121.1	121.1
55°	1373.9	990.0	367.8	182.7	146.4	130.4	123.6	120.9	117.6	114.8	114.4
57.5°	1388.3	975.0	348.7	180.1	144.3	124.6	117.1	115.1	112.3	108.9	108.8
60°	1369.0	928.7	311.7	174.4	141.4	119.8	110.6	109.3	107.9	104.8	104.6
62.5°	1291.3	827.1	263.9	162.9	135.8	114.6	104.6	105.3	105.4	103.3	102.9
65°	1150.6	687.5	217.2	147.9	127.3	108.4	98.4	101.6	103.4	103.1	102.6
67.5°	946.0	535.1	184.1	132.1	116.1	99.9	91.8	95.5	96.9	98.1	97.8
70°	702.1	377.3	152.3	115.4	102.6	90.0	83.1	85.0	84.0	85.3	85.8
72.5°	391.5	226.4	124.1	98.8	88.6	78.3	73.5	73.1	71.0	71.0	71.0
74°	234.9	166.1	109.1	88.5	80.1	70.6	66.5	65.0	63.0	63.1	63.0
75°	188.9	142.8	100.1	81.6	74.1	66.1	62.0	60.0	58.5	58.5	58.3
77.5°	119.3	108.4	80.6	65.0	59.3	54.5	51.6	49.0	49.0	48.8	48.6
80°	90.1	86.3	62.8	49.1	45.5	41.8	40.0	38.8	38.8	39.3	39.1
82.5°	61.8	65.0	44.1	34.3	32.5	29.8	29.5	29.7	29.2	28.5	28.3
85°	45.1	48.8	29.8	21.7	19.8	18.2	19.5	20.2	19.3	17.8	17.2
87.5°	17.3	32.0	16.0	9.0	8.3	7.2	8.3	8.7	9.3	7.3	7.5
90°	0.0	0.0	0.0	0.0	0.0	0.0	0.0	0.0	0.0	0.0	0.0

Signify Classified - Internal
Cooper Lighting Solutions Photometric Lab
1121 Highway 74 South
Peachtree City, GA 30269

Scaled Data Report



Report Generated By 670245982

Signify Classified - Internal
Cooper Lighting Solutions Photometric Lab
1121 Highway 74 South
Peachtree City, GA 30269

Scaled Data Report



Signify Classified - Internal
Cooper Lighting Solutions Photometric Lab
1121 Highway 74 South
Peachtree City, GA 30269

Scaled Data Report



Signify Classified - Internal
Cooper Lighting Solutions Photometric Lab
1121 Highway 74 South
Peachtree City, GA 30269

Scaled Data Report



Signify Classified - Internal
Cooper Lighting Solutions Photometric Lab
1121 Highway 74 South
Peachtree City, GA 30269

Scaled Data Report



--- HS — SS

Signify Classified - Internal
Cooper Lighting Solutions Photometric Lab
1121 Highway 74 South
Peachtree City, GA 30269

Scaled Data Report



u

Signify Classified - Internal
Cooper Lighting Solutions Photometric Lab
1121 Highway 74 South
Peachtree City, GA 30269

Scaled Data Report



Signify Classified - Internal
Cooper Lighting Solutions Photometric Lab
1121 Highway 74 South
Peachtree City, GA 30269

Scaled Data Report



(END OF REPORT)